

Skärmdubblering trådlöst från Windows PC till storbilds-tv






1. Starta tvn.
(knapp i underkant)



2. Ställ in WIN PC
WIRELESS på
switchen.
(baksidan av tvn)




3. På datorn, tryck  + 
> välj SSID enligt tv-bilden



SSID: ScreenCast- #####

PW: 34800982



Wireless Internet Setup

Go to Wireless Internet settings, and connect to your ScreenCast



SSID: ScreenCast-BF16072F
PW: 34800982

ScreenCast Time!

Android™



Samsung®



Smart View

LG®

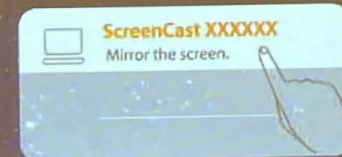


Screen Share

Google™ Pixel™



Cast



Drag down the quick settings menu and find the screen mirror function, then select the ScreenCast device name.